

XL TAG TRAILERS



XL 60 Tag

YOUR SOLUTIONS-BASED HAULING PARTNER



ULTIMATE VERSATILITY

XL Tags are available as a two or three axle, in **four capacities with a variety of deck lengths**. Choose the deck length that works for you. Add suspension options such as **air ride, a lift axle or a manual dump valve** for added versatility.



OPTIONS FOR YOUR NEEDS

Load your equipment with ease. XL Tags come with a **6' beaver tail with a 10 degree load angle, and 2 flip over self-cleaning spring assist ramps**. Use the grab handles to flip over. Add wood on ramps or even a third center loading ramp.



FRONT END FEATURES

The **5' 2" tongue** features a **4" head board** and an **adjustable pintle hitch** which goes from 19½ inches to 31 inches. **Dual speed landing gear, safety chains and a toolbox in the tongue** are standard. For additional flexibility, add a gooseneck with kingpin or with 2½" ball hitch.

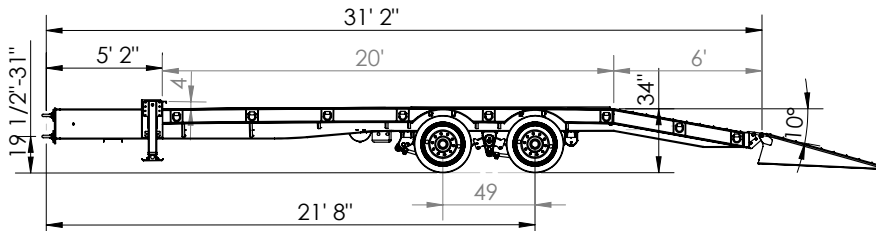
BUILT WITH YOU IN MIND

- Available in four capacities; 24,000 lbs; 40,000 lbs; 50,000 lbs; 60,000 lbs
- 10 D-rings per side
- T-1 flange, 80K web
- 8" channel side rails
- 3" channel crossmembers on 16" centers are standard, or upgrade to 4" JR. I-beams
- Main frame pierced beams
- Formed step on front of deck
- Wood filled beavertail
- 2 tail light package
- Sealed wiring harness
- XL paint includes a **full 1 year warranty**
- XL Tags feature a **1 year structural warranty**

FIND YOUR SPECIALIZED SOLUTION TODAY

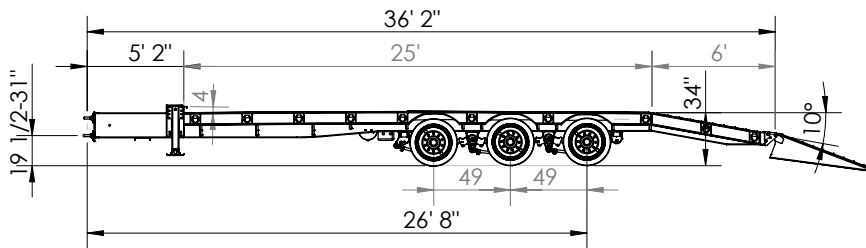
visit xlspecializedtrailer.com

XL 40, 50 & 60 TAG: STANDARD SPEC



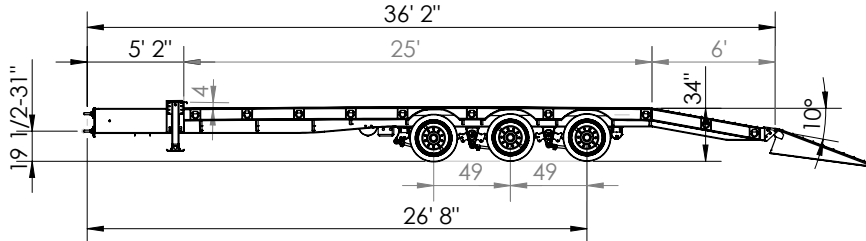
XL 40 TAG

CAPACITY: 40,000 LB OVERALL
OAL: 31' 2" - 36' 2" | OAW: 102"



XL 50 TAG

CAPACITY: 50,000 LB OVERALL
OAL: 36' 2" - 41' 2" | OAW: 102"



XL 60 TAG

CAPACITY: 60,000 LB OVERALL
OAL: 36' 2" - 41' 2" | OAW: 102"

XL 24 TAG ALSO AVAILABLE

PINTLE HITCH

5' 2" TONGUE
ADJUSTABLE PINTLE HITCH 19½" - 31"
4" HEAD BOARD
DUAL SPEED LANDING GEAR,
140K STATIC, 100K LIFTING CAPACITY
TOOLBOX IN TONGUE
SAFETY CHAINS, GRADE 70

MAIN DECK

40 TAG: 20' - 25' LONG
50, 60 TAG: 25' - 30' LONG
34" LOADED DECK HEIGHT
1½" RAISED OAK DECKING
STEEL OVER WHEELS
T-1 FLANGE, 80K WEB
3" CHANNEL CROSSMEMBERS
ON 16" CENTERS
8" CHANNEL SIDE RAILS
MAIN FRAME PIERCED BEAMS
FORMED STEP ON FRONT OF DECK
10 D-RINGS PER SIDE
6' WOOD FILLED BEAVER TAIL,
WITH 10° LOAD ANGLE
(2) 6' FLIP OVER SPRING
ASSIST RAMPS (SELF CLEANING)
GRAB HANDLES ON RAMPS

SUSPENSION

SPRING/HUTCH H-9700

AXLES

40 TAG: (2) 20,000 LB
50, 60 TAG: (3) 20,000 LB
49" AXLE SPACING
12¼" X 7½" BRAKES
SPRING BRAKES ON 1 AXLE

WHEELS AND TIRES

17.5" STEEL RIMS
235 / 70R / 17.5 TIRES

LIGHTING

SEALED WIRING HARNESS
RUBBER MOUNTED LED LIGHTS
2 TAIL LIGHT PACKAGE