

Big power, big cab

308

HYLAB5

Big, new HYLAB cab

Totally new cab offers substantially more room and is designed to be highly functional and very comfortable

- 18,000 BTU air-conditioning
- 19,000 BTU hot water heating
- Six-way adjustable seat
- Easy-to-read backlit gauges
- Adjustable armrest console with pilot-operated single-axis controls for all hoisting functions
- Full function SML-10 load moment indicator monitored by load sensing via boom hoist mounted load cell



Powerful, reliable, customer proven features

- 50' to 160' of 60" by 54" deep angle boom with heavy duty pendants
- 140' boom + 75' jib combination
- 218' maximum tip height and 190' maximum 360° working radius
- 120' maximum duty cycle boom
- 32,250 lbs dragline rating
- 55,596 lbs maximum line pull with 1 1/8" rope, front & rear
- Power load horsepower control
- Remote hydraulic cooler and dedicated engine cooler
- Free spooling third drum (front mount) and/or free fall fourth drum (rear mount) available
- Available with auxiliary hydraulic system to power vibro/impact hammer, augers, hydraulic buckets, etc.
 - Includes auxiliary "spotter" / clamp circuits, easy-adjust variable flow control valve, boom foot mounted manifold, dedicated remote hydraulic cooler, spotter reservoir and filtration

Easy transportability and assembly

- Hydraulic counterweight removal system
- Seven-piece counterweight design for easy transport
- Transports in 4 loads - under 85,000 lbs with boom base & hoist ropes

**World class features, outstanding severe duty capabilities,
pin-point control, bullet-proof reliability and easy, fast transport ...
What are you waiting for?**

© Link-Belt is a registered trademark. Copyright 2004. All rights reserved. We are constantly improving our products and therefore reserve the right to change designs and specifications. Litho in U.S.A. 6/04 #4268A

Link-Belt
C R A N E S

LS-308H II

HYLAB Series

Lattice Boom Crawler Crane 110-ton (99.79 mt)

- 110-ton (99.79 mt) at 12' (3.66 m) radius
- Powerhouse package:
 - 1-1/8" wire rope, front & rear drums
 - 37,100 lbs (16 828 kg) allowable line pull
 - 55,000 lbs (24 948 kg) available line pull
 - Automatic brake with true freefall
 - Attachments for lift crane, drag line and clam
 - 332 hp equipped with Power Load™
- Rugged angle boom attachment for severe duty applications
- Separate engine/hydraulic cooling
- Remote/dedicated hydraulic circuit*
- 4th drum with freefall*
- Remote hydraulic cooling for auxiliary attachment*

* optional

Link-Belt
CONSTRUCTION EQUIPMENT



LS-308H II

HYLAB Series

Lattice Boom Crawler Crane
110-ton (99.80 mt)

Designed to meet the needs of both severe duty and general lift applications

- Robust boom, big rope, dedicated hydraulics
- Power Load pushes for optimal performance on the toughest jobs
- Awesome operator control and comfort

Link-Belt
CONSTRUCTION EQUIPMENT




Counterweight "biscuit" design allows for various configuration options.



Self-cleaning 36" (0.91 m) track shoes form a wide gauge of 17' 6" (5.33 m) when extended, and 11' 11.9" (3.65 m) when retracted. Lower structure ground clearance is 42" (1.07 m).



Attachable bridge guide arms are used fast, easy bridge-to-boom connection for assembly and transport.



Lightweight polymite sheaves reduce rope wear and are sealed and maintenance-free, giving HYLAB owners outstanding reliability.

Optional self-assembly lifting sheaves

Hydraulic counterweight removal cylinders

Non-slip safety strips and quick storage catwalks provide sure-footed access to the crane upper

Two boom base sections are available. The optional dragline base section is designed to allow lowering of the boom to ground with fairlead in place.

Carbody jacks standard

Sealed (oil-filled) track rollers, idler and drive planetaries and compact hydrostatic drives add up to outstanding reliability and maintenance-free operation.

HYLAB hydraulic swing system smoothly rotates on turntable bearing with internal swing teeth. Upper secures into place with a four position positive house lock.

Hydraulic cylinder in carbody for effortless extend/retract

Automatic hydraulic track tension



Power your hydraulic impact/vibratory hammer/tools direct with the LS-308H II optional hydraulic power package

- NO requirement for auxiliary power unit
- NO extra manpower to maintain and operate power unit
- NO cumbersome relocation of auxiliary power unit as crane moves
- NO added maintenance and cost of power unit
- NO contamination of crane's hydraulic system due to noncompatible hammer flows/poor filtration

Put this added value feature on your crane, which includes separate high pressure high flow piston-style pump with "Power Load."

- Cab-controlled variable flow control valve with lock
- Boom foot-mounted manifold with main circuit and spotter and clamp circuits
- Separate oil cooler, separate sump tank with dedicated filtration



Main hydraulic system has separate cooler, hydraulically-driven fan. Cooler hydraulics — longer lasting, easy to clean (standard)



Link-Belt's optional self-assembly lifting sheaves are efficient and simple to use.

Plumbing for optional hydraulics includes manifold with spotter circuits, hook-up for auxiliary circuit, third drum connection and a "clamp" circuit for hammer application.



Optional hydraulic package has separate reservoir and cooling.



Heavy duty hydraulic power meets your most demanding hoist needs

- 1-1/8" rope - front and rear drums
- 37,100 lbs (16 828 kg) allowable line pull
- 55,000 lbs (24 948 kg) available line pull
- Big drum brakes — accessible, easy maintenance, adjustable for each individual operator — hydraulic actuated
- 332 hp Mitsubishi engine provides plenty of reserve power to operate auxiliary hydraulic load
- Power Load™ total horsepower control challenges the engine at all times to work at maximum speed to give you maximum power — a huge speed advantage over other cranes with bigger horsepower that do not use total horsepower control
- Remote hydraulic cooling
- Dedicated engine cooling
- Variety of counterweight configurations
- Optional front-mounted 3rd drum
- Optional high capacity 4th drum with true gravity freefall - 7/8"
- Optional auxiliary hydraulic power package for additional hydraulic supply for various attachments, controlled through a separate variable flow control valve in the operator's cab with system designed for cavitation/contamination, common with hydraulic hammers. Nephron filter system helps filter out fine contaminants.
- Power vibratory or impact hammer, augers, etc.



cut here ↓

Awesome air, comfort and control at your fingertips


The HYLAB crane operations control center is ergonomically designed for maximum visibility, operating comfort and control with these standard features:

- 18,650 BTU air conditioning and 19,000 BTU heating run through upper and lower vents
- Rated capacity limiter with load cell located in boom hoist dead end
- Twist-o-grip swing/throttle lever
- Low effort hydraulic brake pedals — minimal pedal travel
- Optional 4th drum foot pedal
- Optional variable flow auxiliary hydraulic circuit control

- Armchair mounted, pilot-operated hydraulic controls are designed to provide outstanding operator comfort.
- The location of the travel levers are offset, increasing the operator's overall visibility.

Operator's cab console features include:

- Free-fall mode indicator
- Rated capacity limiter with suspension sensing
- Anti-two block override switch
- Boom hoist override switch
- Limit alarm indicator light
- System override switch and indicator light
- Front, rear and third drum lock switch
- Backlit instrumentation gauges with warning lamps



Optimal transportability

The LS-308H II moves in 4 loads with max boom, max jib and full counterweight. With its lightweight modular components, no other crane is faster, easier or more efficient to transport.

Fast assembly and disassembly

Optional self-assembly lifting sheaves in base section dramatically simplify assembly, disassembly and load-out. Hydraulic cylinders in the boom base section pick up and handle the boom extensions, counterweights and treadmembers. You can remove counterweights, both sideframes and catwalks, pin the live mast and gantry, and be ready to load out. Reverse the process and be ready to stab boom in 45 minutes.



Counterweights are hydraulically installed and coupled to upper.



cut here ↓

Available attachments provide strength and versatility

Conventional open throat boom

Rugged 60" x 54" (1.52 m x 1.37 m) in-line pin-connected angle boom attachment is a top notch performer in dragline, clamshell, pile driving and other severe duty cycle applications.

- Optional 25' (7.62 m) dragline base section
- 32,250 lbs (14 628 kg) clam & drag ratings with 120' (36.58 m) of boom
- Heavy duty pendants

- Built to withstand side loads associated with duty cycle operation
- Main chord members are made with 100,000 psi yield material with high strength lattice.
- Boom suspension is achieved through 10-part boom hoist reeving with dual pendant ropes.
- Standard equipment wear blocks protect lattice sections from wire rope scuffing.

Auxiliary 5' (1.5 m) tip extension

- Optional — designed to provide clearance between two working hoist lines

Boom and jib — open throat

- 140' + 75' (42.67 + 22.86 m) angle boom + fixed jib
- 220' (67.06 m) maximum tip height
- Jib is common to other Link-Belt models.

All boom sections are manufactured in Lexington, Kentucky for fast, easy service, parts and replacement.

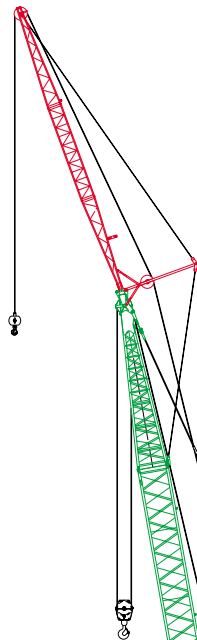


The boom top section features heavy duty steel sheaves and standard pin-on points for attachment of options such as a fixed jib, tip extension and adapters for universal pile driving leads with quick reeve ability.

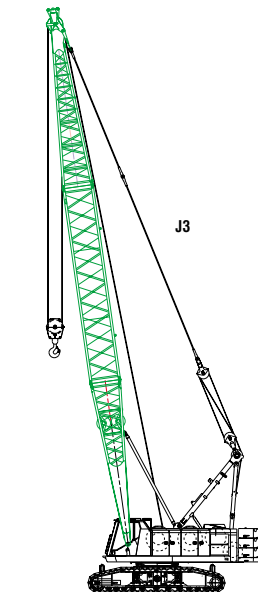
In-line boom suspension load cell, standard with anti-two block system for both front and rear drum



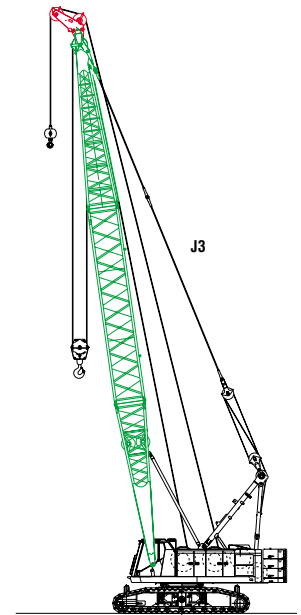
Seamless welds and chrome plated hardware



Boom and jib - open throat



Conventional open throat boom



Boom with 5' auxiliary tip



Link-Belt
CONSTRUCTION EQUIPMENT

Lexington, Kentucky
www.linkbelt.com

© Link-Belt is a registered trademark. Copyright 2001. All rights reserved. We are constantly improving our products and therefore reserve the right to change designs and specifications.

Litho in U.S.A. 11/01 #4267 (supersedes #4256)