

**Adjustable straddle legs and forks accommodate a wide variety of common pallet sizes**

**Powerful, low-maintenance, 1.5 kW drive motor**

**Proportional hydraulic controls allow for precision placement of fragile loads**

**Lift heights up to 17 feet, with high residual capacities**

**Easily maneuvered with the handle in the vertical position by pressing the crawl-speed button**



## EJC B14/EJC B16

### Electric Walkie Straddle Stacker (3000, 3500 lbs.)

The EJC B14 and EJC B16 electric walkie stackers feature a high load capacity and are designed for medium to heavy duty, multi-level stacking applications.

At home in almost any warehouse or manufacturing facility, these versatile stackers can accommodate a wide variety of pallet and load sizes due to their standard adjustable fork carriage and straddle leg design. The outside dimension of the 42 inch long forks can be adjusted from 12.4 to 27.4 inches, and the inside dimension of the straddle legs can be adjusted from 35.3 to 53.1 inches.

The strong, 0.3 inch thick chassis and solid steel straddle legs provide unmatched

durability and strength for many years of dependable use. When combined with its 4-point stance, the well-engineered design ensures excellent stability and high residual lift capacities up to 206 inches.

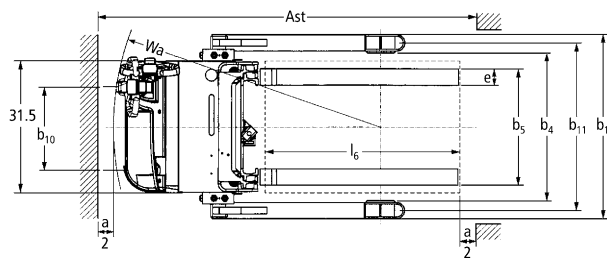
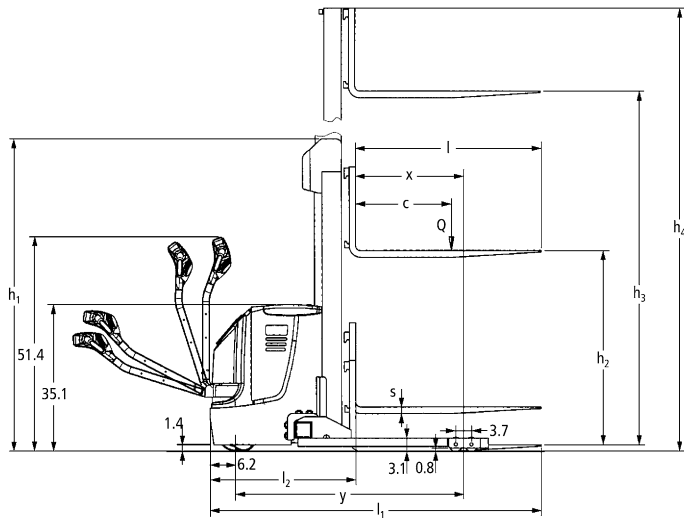
A powerful, 1.5 kW drive motor propels the truck to 3.7 mph even with a full load, while the impressive 3 kW hydraulic motor effortlessly lifts rated loads to their full lift heights.

The long, low-mounted control handle maximizes the distance between the operator and the truck, ensuring a high degree of security for the user at all times during normal operation. If space is at a premium, the standard crawl-speed button

allows for maneuvering in tight areas with the handle in the vertical position. To activate, simply depress the crawl-speed button and the brake is released automatically, allowing controlled travel at a reduced speed. The control handle is also side-mounted, providing improved visibility of the load from the operating position.

The EJC B14 and EJC B16 are also equipped with proportional hydraulics as standard, allowing fragile goods to be precisely stacked and deposited gently on the floor or in racking. The operator can control all hydraulic functions with the multi-function handle head without having to reach to the chassis.

# EJC B14/EJC B16



Standard mast types (inches)								
Designation	Collapsed mast height	Free-lift	Lift height	Extended mast height	Collapsed mast height	Free-lift	Lift height	Extended mast height
	$h_1^*$	$h_2$	$h_3$	$h_4$	$h_1^*$	$h_2$	$h_3$	$h_4^{1)}$
	<b>EJC B14</b>				<b>EJC B16</b>			
Two-stage mast ZT	76.8	3.9	110.2	136.2	76.8	3.9	110.2	180.3
	90.6	3.9	137.8	163.8	90.6	3.9	137.8	207.8
	100.4	3.9	157.5	183.5	100.4	3.9	157.5	227.5
Two-stage mast ZZ (Full free-lift)	88.6	67.6	137.8	163.8	88.6	67.6	137.8	207.8
Three-stage mast DZ (Full free-lift)	74.8	53.9	165.4	191.3	74.8	53.9	165.4	235.4
	88.6	67.7	206.7	232.7	88.6	67.7	206.7	276.7

\* ZT mast: 3.9 inches free-lift

1) Extended mast height including 48 inch high load guard (Lift height ( $h_3$ )+48 in.)

# Technical Data

as of: 01/2010

Characteristics	1.1	Manufacturer (abbreviation)	Jungheinrich	Jungheinrich	1.1	
	1.2	Manufacturer's type designation	<b>EJC B14</b>	<b>EJC B16</b>	1.2	
	1.3	Drive	electric	electric	1.3	
	1.4	Type of operation	walkie	walkie	1.4	
	1.5	Load capacity / rated load	Q (lbs)	3000	3500	1.5
	1.6	Load center distance	c (inches)	24	24	1.6
	1.8	Load distance, center of load axle to fork face	x (inches)	26.3	26.3	1.8
	1.9	Wheelbase	y (inches)	55.5	55.5	1.9
	Weights	2.1	Service weight incl. battery (see line 6.5)	lbs	2778	2957
2.2		Axle loading, loaded front / rear	lbs	1852 / 4012	1920 / 4537	2.2
2.3		Axle loading, unloaded front / rear	lbs	1830 / 948	1949 / 1008	2.3
Wheels/Chassis	3.1	Tires	PU	PU	3.1	
	3.2	Tire size, front	inches	9.1 x 2.8	9.1 x 2.8	3.2
	3.3	Tire size, rear	inches	3.3 x 3.0	3.3 x 3.0	3.3
	3.4	Additional wheels (dimensions)	inches	5.5 x 2.1	5.5 x 2.1	3.4
	3.5	Wheels, number front / rear (x = driven wheels)		1+1x / 4	1x / 4	3.5
	3.6	Track width, front	b <sub>10</sub> (inches)	20.0	20.0	3.6
	3.7	Track width, rear	b <sub>11</sub> (inches)	40.2 / 57.9	40.2 / 57.9	3.7
Dimensions	4.2	Collapsed mast height	h <sub>1</sub> (inches)	75	76.8	4.2
	4.3	Free-lift	h <sub>2</sub> (inches)	3.9	3.9	4.3
	4.4	Lift height	h <sub>3</sub> (inches)	114	110	4.4
	4.5	Extended mast height	h <sub>4</sub> (inches)	162 <sup>1)</sup>	180.3 <sup>1)</sup>	4.5
	4.9	Handle height in drive position min/max	h <sub>14</sub> (inches)	33.5 / 51.4	33.5 / 51.4	4.9
	4.15	Lowered fork height	h <sub>13</sub> (inches)	3.25	3.25	4.15
	4.19	Overall length	l <sub>1</sub> (inches)	80.7	76.8	4.19
	4.20	Length to fork face (headlength)	l <sub>2</sub> (inches)	35.4	35.4	4.20
	4.21	Overall width	b <sub>1</sub> / b <sub>2</sub> (inches)	44.1 / 61.8	44.1 / 61.8	4.21
	4.22	Fork dimensions	s / e / l (inches)	1.6 / 3.9 / 41.3	1.6 / 3.9 / 41.3	4.22
	4.24	Fork carriage width	b <sub>3</sub> (inches)	31.5	31.5	4.24
	4.25	Overall fork width	b <sub>5</sub> (inches)	12.4 / 27.4	12.4 / 27.4	4.25
	4.31	Ground clearance, loaded, under mast	m <sub>1</sub> (inches)	2.0	2.0	4.31
	4.32	Ground clearance, center of wheelbase	m <sub>2</sub> (inches)	1.2	1.2	4.32
	4.33	Aisle width for pallets 48 x 40 (L x W)	Ast (inches)	104	104	4.33
4.35	Turning radius	Wa (inches)	64.1	64.1	4.35	
Performance	5.1	Travel speed, loaded / unloaded	mph	3.7 / 3.7	3.7 / 3.7	5.1
	5.2	Lift speed, loaded / unloaded	ft/min	29.5 / 45.3	27.6 / 45.3	5.2
	5.3	Lowering speed, loaded / unloaded	ft/min	86.6 / 82.7	78.7 / 78.7	5.3
	5.8	Max. gradeability, loaded / unloaded	%	8 / 16	7 / 16	5.8
	5.10	Service brake		electro magnetic	electro magnetic	5.10
Motors	6.1	Drive motor rating S <sub>2</sub> 60 min	kW/HP	1.3 / 1.7	1.5 / 2.0	6.1
	6.2	Lift motor rating at S3 15%	kW/HP	3	3.0 / 4.0	6.2
	6.4	Battery voltage, nominal capacity (at 6 hour rate)	V/Ah	24 / 340	24 / 340	6.4
	6.5	Battery weight, min / max	lbs	811	509 / 811	6.5

1) Total height including 48" high load guard

# The Jungheinrich Advantage

## Powerful operation and durable construction

The EJC B14 and EJC B16 electric walkie stackers feature solid steel chassis components and powerful motors to provide years of dependable service.

- The powerful, 1.5 kW shunt-wound drive motor ensures the maximum speed of 3.7 mph is maintained, even with a full load.
- An impressive, 3 kW lift motor provides fast lifting speeds of 27.6 ft./min. with a full load.
- Manufactured with a rugged chassis and a rigid mast, the truck is well suited for the lifting of heavy loads and applications requiring high productivity.

## Stable and customizable

The EJC B14 and EJC B16 are fitted with a Class 2 fork carriage and adjustable straddle legs, allowing the truck to be easily adapted to different loads and applications (e.g. with various fork widths, lengths and inside straddle leg dimensions).

In addition, excellent travel stability is achieved due to the truck's unique 4-point wheel arrangement (offset drive wheel paired with a load bearing caster wheel), which maintains direct contact with the floor at all times.



The EJC B16 deposits a unitized load onto racking in a small warehouse.

## Secure, ergonomic operation


Operator security and ergonomic control features were considered and incorporated into the design process.

- All operating functions, including carriage lift and lower activation, are controlled through the multi-function handle head without having to reach to the chassis. As a result, the operator can fully concentrate on the stacking and retrieval of pallets.
- Precise, sensitive lifting and lowering of fragile loads is achieved through proportional hydraulics.
- Long, low-mounted handle design keeps the operator a secure distance from the truck during normal operation and provides additional leverage for ease of steering.
- Crawl-speed button allows for truck operation with the handle in the vertical position at a reduced speed, increasing the truck's ability to maneuver in restrictive space applications.
- Low operating noise.
- 48 inch high load backrest helps prevent loose loads from falling towards the operator.
- Large, red emergency cut-off switch enables quick, intuitive truck shut down in case of emergency.

## Controlled travel

The Jungheinrich electronic impulse control (SpeedControl) facilitates smooth travel with adjustments for every application.

- Desired travel speed is maintained in every situation, even on ramps and inclines.
- The truck's maximum programmed travel speed (up to 3.7 mph) is possible when travelling with or without a load.
- Individually adjustable travel parameters (acceleration, minimum/maximum speed) ensure optimum adjustment to every application.



Load bearing caster wheel provides excellent stability on flat or uneven floors.

## Convenient storage areas

- Pen tray, cup holder and clipboard are incorporated into the top of the chassis.

## Long operating times

- The large battery compartment accepts 24 Volt industrial batteries up to 340 Ah.
- Battery changing is carried out vertically.

## Available options

- Two and three-stage masts with lift heights up to 206 inches.
- Cold store package for refrigeration and freezer applications.
- Keyless PIN code input for secure truck activation (CanCode).
- Battery discharge indicator with hour meter and service code display (CanDis).

Built in compliance with ITSDF B56.1 design specifications\* for Type E industrial trucks with Type E battery.

\*In accordance to specifications in place at time of manufacture.



1-877-JH-FORKS

www.jungheinrich-lift.com

**JUNGHEINRICH**  
Well worthwhile