

TH210

Compact
Telehandler

CAT[®]



Engine

Model	Cat [®] 3054B-DI	
Gross Power	63 kW	84 hp

Weights

Operating Weight	5000 kg	11,000 lb
------------------	---------	-----------

Operating Specifications

Rated Load Capacity	2200 kg	4,850 lb
Maximum Lift Height	5.2 m	17 ft

TH210 Compact Telehandler

Operator Efficiency

Efficiency has been designed into every aspect of the cab, from the comfortable seat to the low effort single joystick control. **pg. 4**

Ease of Operation

Outstanding maneuverability, excellent visibility and easy operation lead to less operator fatigue and higher productivity. **pg. 5**

Performance and Power Train

The TH210 has a maximum lift capacity of 2200 kg (4850 lb) and 5.2 m (17 ft) lift height. It utilizes a Caterpillar® designed 3054B direct injection naturally aspirated engine and a hydrostatic drive for smooth, accurate handling combined with powerful performance. **pg. 6**

The TH210 Telehandler is a highly versatile, compact machine, designed to deliver maximum performance with traditional Cat reliability, durability and productivity in the toughest working conditions.



Versatility

Compact size, durability and reliability make this machine an all-around performer, whether in construction, industrial or agricultural applications. **pg. 7**

Serviceability

The TH210 is designed for quick and easy servicing, with convenient access to all major service points, reducing the amount of downtime. **pg. 8**

Customer Support

Your Caterpillar dealer offers a wide range of services that help you operate longer with lower costs. **pg. 9**



Operator Efficiency

Designed for simple, easy operation, the TH210 allows the operator to work productively and comfortably.



Enclosed Cab. The TH210 is equipped with an enclosed cab allowing the operator to work comfortably, with air conditioning available as an option. The cab structure has been designed and certified to provide falling object and rollover protection (FOPS/ROPS).

Seat. The standard suspension seat is adjustable to provide a comfortable ride and an air suspension seat is available as an option. The operator can adjust the angle and the height of the steering column for maximum comfort.



Control Layout. The cab layout has been ergonomically designed to make the operator's job as easy as possible. The controls are logical, highly responsive and easy to reach. The instrument panel is comprehensive and clear. The gauge cluster includes a tachometer, hour meter, fuel gauge and engine coolant temperature indicator to monitor the machine's systems.

Single Joystick. The cable-operated joystick is located within easy reach of the operator. Diagonal movement of the joystick allows a combination of boom and tool functions to be achieved simultaneously. To raise or lower the boom, move the joystick backward or forward respectively. Move the joystick to the right to dump and the left to rack back. The colored buttons on the joystick control the boom and auxiliary hydraulic functions.

Hydraulics. A hydraulic header tank is located in the engine compartment for easy fill access. The hydrostatic circuit is supplied by the hystat gear pump, which provides 80 L/min (21 gal/min) of flow at the boom head.

Ease of Operation

Easy operation results in greater productivity.



Visibility. The machine's low profile design, side mounted engine, and low boom pivot point allow the operator to carry loads in a low position without obstructing visibility to the right of the machine. The mid-mounted cab also improves visibility to the rear. The front windshield is a rounded single sheet of glass stretching from just above the dashboard, over the operator's head for excellent visibility. The upper portion of the cab door is independently hinged so that it can be opened and secured for ventilation and ease of communication.

Maneuverability. The compact dimensions of the TH210 offer excellent maneuverability. With its low profile and 3 m (9 ft 10 in) outside turning radius, it can work productively in confined areas.



Steering Modes. Three steering modes (circle, two wheel and crab steer) allow the operator to easily position the machine in small, confined areas. Steering modes are selected by using the steering mode switch in the operator's compartment. An indicator light in the cab illuminates when the wheels are properly aligned.

Fenders. The fenders are mounted to the axle and turn with the wheels allowing the operator to easily determine the wheel orientation while protecting them from mud, rocks and water spray.


Performance and Power Train

With its Caterpillar designed 3054B-DI naturally aspirated engine and a hydrostatic drive, the TH210 delivers a powerful performance from a small machine.



Engine. The TH210 is powered by the well-proven Caterpillar 3054B-DI naturally aspirated diesel engine. This provides high fuel efficiency and excellent reliability, developing full torque at lower revolutions compared to other engines.

Power Mode. A power mode switch located on the right side of the operator console allows an operator to select between two different modes of operation.



Hydrostatic Drive. The TH210 features a high pressure, closed circuit hydrostatic drive to deliver powerful but smooth acceleration while providing continuous torque through the two speed ranges. The low speed band is 8 km/h (5 mph) and the high speed band is 32 km/h (20 mph).

Hystat Pump. The hystat pump is an axial piston, variable displacement pump with a cradle swashplate design.

Axles. Both axles steer and utilize planetary reduction hubs. The rear axle is center trunnion mounted, allowing 5 degrees of total oscillation. The front axle is fixed.

Brakes. The brake system is filled with hydraulic oil from the main hydraulic system. The cable-operated park brake is foot activated and mechanically activates the park brake. The brake system has an accumulator that provides reserved brake pressure in the event of a hydraulic failure.

Versatility

The TH210 offers outstanding productivity in a wide range of applications.



Compact Size. The small size and maneuverability of these machines make them capable of providing a solution to a customer who may not have used a telehandler before or to those customers who need compact size combined with low cab height.

Applications. The TH210 is a very versatile machine that can be used in a wide variety of applications. With the correct work tool for the job, the machine's size and capability can provide an advantage in many of the applications listed:

GENERAL CONSTRUCTION

- Parking Deck Refurbishment
- Material Handling
- Site Maintenance and Clean-up
- Specialized Material Placement
- Material Loading and Unloading
- Landscaping
- Pallet Handling
- Snow Removal

AGRICULTURE

- Manure Handling
- General Bucket Work
- Bulk Material Handling
- Feed Passage
- Alley Clean-Up
- Bale Handling/Stacking
- Poultry Farming
- Trailer Towing
- Truck Loading/Unloading

INDUSTRIAL

- Material Rehandling
- Container Loading/Unloading
- Transfer Station Rehandling
- Material Loading/Unloading
- Recycling
- Waste Management
- Warehousing Activities
- Lumber Yard Work



Manual Coupler. The TH210 utilizes a manual quick coupler using the same interface as the Caterpillar Skid Steer Loader.

Work Tools. Work tools greatly enhance the versatility of the TH210 and increase its ability to perform multiple tasks. The following work tools are available:

- General Purpose Bucket (0.75 m³/0.98 yd³) for loading, carrying, dumping and general purpose job site clean up.
- Light Material Bucket (2.0 m³/2.6 yd³) for loading, carrying, dumping and handling light, loosely packed materials, such as mulch, hay, wood chips, snow, etc. The optional double sided bolt-on cutting edge is ideal for heavy wear applications.
- Pallet Forks and Carriages (1400 mm/55 in) for handling palletized loads, such as bricks, concrete blocks, lumber, drywall and pipe. Also available for the carriage are 1067 mm (42 in), 1120 mm (44 in) and 1220 mm (48 in) Class II forks.

Serviceability

Easy service and maintenance save you time and money.



Ease of Access. The TH210 utilizes a side mounted engine design, which provides easy access to major service points. Regular maintenance is important in ensuring a long, productive machine life and helping minimize downtime on the job. The complete service schedule can be found in the Operation and Maintenance Manual that accompanies the machine.

Boom. The TH210 has a two-section, box-formed boom constructed from a continuously welded, high-strength, heavy-duty pressed steel plate with generous boom section overlaps to reduce pad loads and increase pad life.

Cooling Package. The hydraulic oil is cooled upon exit from the hystat drive motor by an oil-to-air heat exchanger before returning to the main hydraulic tank. The TH210 is equipped with a blower fan that pushes air out through the rear-mounted radiator and an oil cooler that tilts out for cleaning purposes. This directs the hot air away from the operator providing a more comfortable work environment. An optional reversing fan is available for more effective cooling when working in hot or rugged environments.

Electrical System. A battery disconnect switch is standard to help prevent theft and to minimize drain on the battery. The fuse panel is located within the cab console and is well protected by a removable plastic cover.

Customer Support

Caterpillar Dealer Services help you operate longer with lower costs.

Selection. Make detailed comparisons before you buy. Your Cat dealer can give you precise answers to these questions.

Purchase. Look at the value that the TH210 Telehandler will offer you. Consider all the flexible financing options your Cat dealer offers as well as day to day operating costs.

Operation. Improving operating techniques can boost your profits. Your Cat dealer has training literature and other ideas to help increase your productivity.

Maintenance. Diagnostic programs such as Scheduled Oil Sampling and Technical Analysis help you avoid unscheduled repairs.

Replacement. Repair, rebuild or replace? Your Cat Dealer can help you evaluate the cost involved so you can make the right choice.

Product Support. Cat Dealers utilize a worldwide computer network to find in-stock parts to minimize machine downtime.

Easy Financing. Your Cat Dealer can provide a financing package to meet your needs.



Engine

Model	Cat 3054B-DI	
Gross Power	63 kW	84 hp
Net Power	60 kW	80 hp
Maximum Torque	300 N•m	221 lb ft
Bore	103 mm	4.05 in
Stroke	127 mm	5 in
Displacement	4.23 L	258 in ³

- Ratings at 2300 rpm.

Weights

Operating Weight	5000 kg	11,000 lb
------------------	---------	-----------

Operating Specifications

Rated Load Capacity	2200 kg	4,850 lb
Maximum Lift Height	5.2 m	17 ft
Top Travel Speed	32 kph	20 mph
Maximum Forward Reach	2.8 m	9.2 ft
Outside Turning Radius	3 m	9.8 ft
Load at Maximum Height	2200 kg	4,850 lb
Load at Maximum Reach	1000 kg	2,200 lb

Tires

Standard	10.5-20 MPT Goodyear	
----------	----------------------	--

Hydraulic System

Maximum System Pressure	240 bar	3,480 psi
Maximum Pump Flow	80 L/min	21.1 gal/min
Maximum Pressure	240 bar	3,480 psi
Pump Type	Gear	
Maximum Auxiliary Pressure	240 bar	3,480 psi
Auxiliary Flow at Boom Head	80 L/min	21.1 gal/min

Service Refill Capacities

Fuel Tank	85 L	22.5 gal
Hydraulic Tank	55 L	14.5 gal
Hydraulic System	77 L	20.3 gal

Hydrostatic Transmission

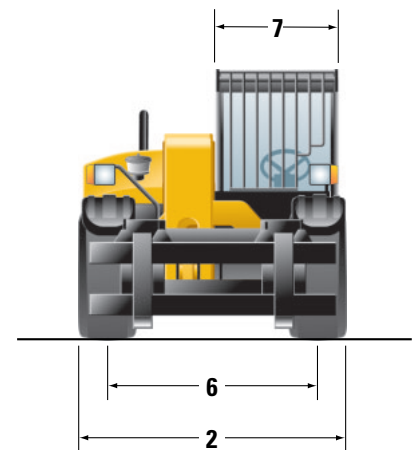
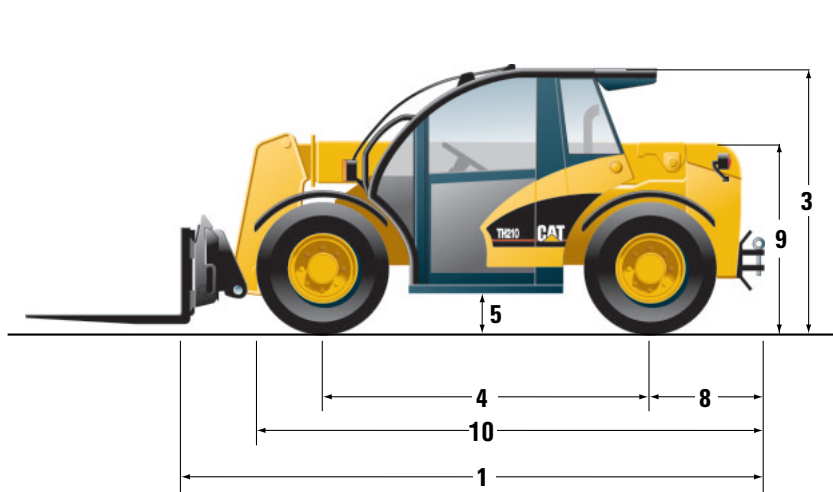
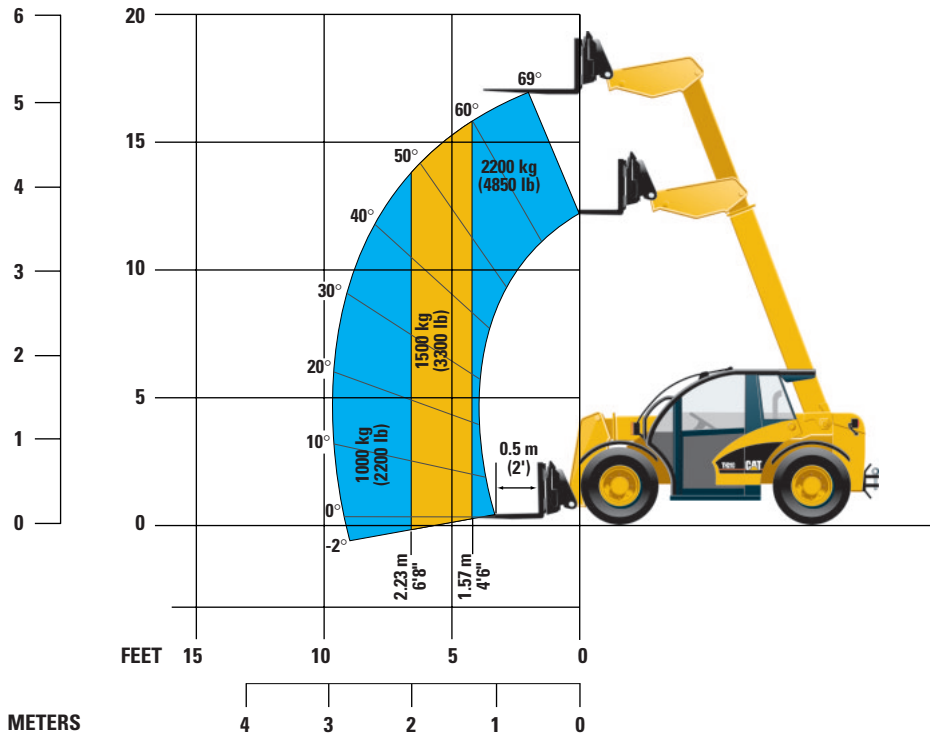
Number of Speed Ranges (forward/reverse)	2	
Maximum Travel Speed		
Range 1	8 kph	5 mph
Range 2	32 kph	20 mph
Number of Power Modes	2	

Boom Performance

Boom Up	6 Seconds	
Boom Down	4.5 Seconds	
Tele In	3.4 Seconds	
Tele Out	4.9 Seconds	
Crowd Forward (dump)	2.2 Seconds	
Crowd Backward	2.7 Seconds	
Combined – Up & Out	13.4 Seconds	
Combined – Down & In	8.9 Seconds	

Load Charts and Dimensions

All dimensions are approximate.



1	Length to Carriage	4000 mm	13 ft 1 in
2	Width	1800 mm	5 ft 11 in
3	Height	1960 mm	6 ft 5 in
4	Wheelbase	2300 mm	7 ft 6 in
5	Ground Clearance	320 mm	1 ft

6	Track	1464 mm	4 ft 10 in
7	Cab Width	845 mm	2 ft 9 in
8	Rear Overhang	800 mm	2 ft 7 in
9	Rear Boom Height	1290 mm	4 ft 3 in
10	Length to Front of Tire	3700 mm	12 ft 2 in

Standard Equipment

Standard equipment may vary. Consult your Caterpillar dealer for specifics.

TELESCOPIC BOOM

- 2 section boom with non-metallic wear pads
- Lock valves on hydraulic cylinders
- Manual coupler
- Coupler tilt angle maintained automatically throughout boom range

ELECTRICAL

- 12-volt electrical start
- 65 ampere alternator
- 750 CCA maintenance-free battery with battery disconnect switch
- Anti-restart key switch
- Horn

OPERATOR ENVIRONMENT

- FOPS/ROPS certified cab
- Low step and grab bars for easy entry
- 2 piece entry door
- Cab isolated on rubber mounts
- Power steering
- Illuminated gauges for engine temperature, transmission oil temperature and fuel level
- Warning light for alternator output and engine oil pressure
- Tachometer
- Rear window wiper
- Cab worklights
- Right-side rear view mirror
- Service hour meter
- Floor mat

POWER TRAIN

- Cat 3054B-DI diesel engine
- Dual element air cleaner with filter condition indicator
- Thermal starting aid
- Water separator
- Hydrostatic transmission
- Column mounted control for transmission direction
- Spin-on engine and transmission oil filters
- Planetary drive axles with full-time mechanical four wheel drive
- Limited slip differential in front axle
- Steer cylinder protected above axles
- Three steering modes: circle, crab and two-wheel front steer
- Enclosed oil disc brakes on front axle
- Power assisted, hydraulic brake system
- Foot pedal operated parking brake

HYDRAULICS

- Joystick boom control
- 5 micron spin-on hydraulic filter
- O-ring seal fittings
- Front auxiliary hydraulic supply

ANTIFREEZE

- Extended life antifreeze -37°C (-34°F)

OTHER STANDARD EQUIPMENT

- Integral lift and tie-down points
- Fenders on all tires
- Radiator dust screen
- Pin on retrieval hitch

Optional Equipment

Optional equipment may vary. Please consult your Caterpillar Dealer.

OPERATOR ENVIRONMENT

- Additional left hand mirror
- Guard, front screen

ANTIFREEZE

- Antifreeze, -50°C (-58°F)

WORK TOOLS

- Carriage 1400 mm (55 in), Class II hook
(does not include fork tines)
- Pallet Fork, 1067 mm (42 in) Class II
- Pallet Fork, 1120 mm (44 in) Class II
- Pallet Fork, 1220 mm (48 in) Class II
- Bucket, Light Material 2.0 m^3 (2.6 yd^3)
- Bucket, General Purpose 0.75 m^3 (0.98 yd^3)

TIRES, RIMS AND WHEELS

- Goodyear 12.5/20 construction tread
- Michelin 10.5/80R20 agricultural tread
- Michelin 12.5/80R20 agricultural tread

AIR INTAKE

- Cap, pre-cleaner

ELECTRICAL

- Boom lights
- Roading lights, includes: single beam headlights, front and rear running lights and turn signal, stop and tail lights, reversing light, rear fog light.
- Beacon, magnetic mount

OTHER ATTACHMENTS

- Air conditioning
- Reversing fan
- Rear hydraulic services
- French and Spanish service instructions

TH210 Compact Telehandler

For more complete information on Cat products, dealer services,
and industry solutions, visit us on the web at www.CAT.com

© 2002 Caterpillar
Printed in U.S.A.

AEHQ5513 (10-02)

Materials and specifications are subject to change without notice.
Featured machines in photos may include additional equipment.
See your Caterpillar dealer for available options.

CATERPILLAR[®]