

816F

Landfill Compactor



Engine

Engine Model	Cat® 3176C ATAAC	
Gross Power	190 kW	254 hp
Flywheel Power	179 kW	240 hp

Weights

Operating Weight	23 748 kg	52,364 lb
------------------	-----------	-----------

816F Landfill Compactor

An extremely versatile machine. Built with uncompromising quality for operating in landfill conditions.

Trash Protection and Cooling System

Numerous standard trash resistant features including our proven axle guard system, a new sheet metal hood design combined with Advanced Modular Cooling System radiator cores reduce production-robbing trash build-up and provides added cooling capacity. **pg. 4**

Tips and Wheels

Caterpillar® designed and manufactured steel wheels match the power train for the durability you expect, combined with standard Plus Tips or optional traction tips or chopper wheels will provide excellent traction and sidehill stability offering the most productive and efficient compaction. **pg. 6**

Landfill Blades

Several blades are available through Caterpillar Work Tools and Services for dozing and spreading refuse to match your site requirements. **pg. 7**

Complete Customer Support

Your Cat dealer is your one safe source for all your equipment needs. They offer a wide range of services that will fit your operation and keep you working longer with lower costs. **pg. 13**

The New 816F Landfill Compactor...

Giving you:

Exceptional trash protection

Greater productivity and compaction

Excellent machine stability and operator comfort

Combine all this with the finest customer support system in the world – the Caterpillar dealer network of service and parts – you get the lowest operating cost with the best up-time in the industry.



Power Train

The Cat 3176C diesel engine with ATAAC delivers increased power and combined with Electronic Clutch Pressure Control, planetary powershift transmission and heavy-duty final drives and axles offer superior performance and reliability in the toughest landfill conditions. **pg. 8**

Operator's Station

Operator comfort and productivity are maximized by excellent visibility, careful positioning of levers, switches and gauges, attention to air quality and sound control, as well as built in convenience for your operator's personal items. **pg. 10**

Serviceability

Many convenient features such as ground level lubrication points, Cat Electronic Technician and accessible scheduled maintenance points makes servicing easy. **pg. 12**



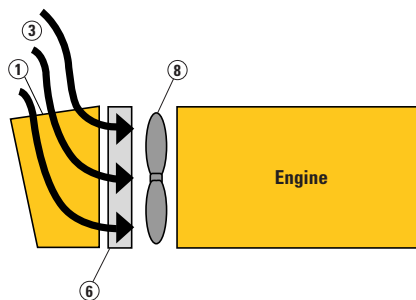
Trash Protection and Cooling System

Designed to keep your operation working in one of the toughest heavy equipment applications...the solid waste landfill.



Radiator and Cooling System.

Is designed specifically for the 816F landfill compactor operating at 100 percent engine load. At these conditions, the ambient capability is above the benchmark of 43 degrees C (119 degrees F), demonstrating the machine's purpose-built cooling system.



1 Scoop Hood. Angled and protected to prevent trash from collecting.

2 Hinged Door. For easy access for cleaning and service.

3 High Radiator Air Inlet. Helps prevent trash from entering radiator area.

4 Radiator Precleaner Screen. Prevents trash from entering radiator compartment.

5 Roof-Mounted Air Conditioner. Makes the cooling package easier to clean because the A/C core is removed from the rear. It also reduces the frequency of cleaning for the condenser core, providing better cooling to the cab for longer periods of time.



6 Advanced Modular Cooling System (AMOCS). Is the updated cooling system of the F Series. AMOCS is a Caterpillar technology that improves serviceability and provides superior heat transfer and cooling. The coolant passes through the cores twice, up one side and down through the other side. The fins are spaced at six fins per 25.4 mm (1 in) to allow small airborne particles to pass through without plugging the cores and making the cores easier to keep clean.

7 Swing-Out Hydraulic Oil Core.

Allows easy cleaning and inspection without tools.

8 Suction Fan. Allows ambient air to cool which provides better cooling capacity and pressurizes the engine compartment, preventing trash build up.



Hinged Engine and Power Train Guards. Help prevent trash build-up and shield components from demolition debris, trash, wire, rebar and harmful chemicals.



Striker Bars. Are located in front of and behind the rear wheels and behind the front wheels. They provide substantially improved protection from trash that can be thrown or carried by the wheels.



Optional Front Window Guard. Across the bottom of the front cab glass prevents debris from damaging the lower portion of the front windows.



Integral Rear Bumper. Helps protect radiator, fan, batteries and engine.



Fuel Tank. Is positioned away from debris and easily reached.



Optional Wheel and Tip Cleaner Fingers. Are welded onto the standard striker bars. These fingers keep the wheels from plugging when working in cohesive materials such as clay or mud.



Standard Axle Guards. Prevent trash build-up on axles and protect axle seals.



Hydraulic Tank and Steering Cylinders. Are guarded to resist damage.



Left Side Platform. Provides easier access to the rear of cab.

Tips and Wheels

Caterpillar offers a choice of tips and blades welded on our own steel wheels that will fit your needs. No matter what your choice may be, it is part of the total system our compactors offer: maximum production, performance and compaction.

Standard Equipment. The standard machine offering is the long-life Plus Tip that provides excellent traction and side-hill stability with a self-cleaning layout that resists plugging. The optional self-cleaning chopper blades for shredding material or the special application traction tip. All choices are specifically designed for our Caterpillar steel wheels.



Plus Tips. With Abrasion Resistant Material (ARM), have a plus-shaped design for superior compaction and sidehill stability on sloped material. A widely spaced 20 tip pattern requires fewer tips than competitors and results in less plugging, lower replacement cost and maximum compaction. Plus Tips are guaranteed for 10,000 hours or four years of wear life. They offer the lowest cost per hour of any compactor tips in the industry.



Self Cleaning Chopper Wheels.

Are designed to deliver maximum compaction and traction. Aggressive chopping action is provided by 20 blades per wheel. Heat-treated DH-2™, Abrasion Resistant Material steel blades provide longer wear. The staggered chevron blade arrangement evenly distributes chopping coverage. Blade center gussets help assure maximum refuse demolition. Blades are mounted differently on the front and rear wheels to maximize chopping and compaction in both forward and reverse.



Weld-On Traction Tips. Are designed for landfill applications where maximum traction is required. These tips perform best in frozen or other difficult to penetrate applications. Designed and built to Caterpillar standards, these tips are forged for maximum strength and Abrasion Resistant Material is applied to critical wear areas.

Smooth Wheel Option. If our tip selection does not meet your needs, consider Caterpillar smooth steel wheels. This option ensures that no matter what landfill tip you prefer, you get Caterpillar wheels built to our stringent specifications. Our manufacturing and research engineers work together to design, build and test a complete power train system. The wheels, a critical component to the total system, are manufactured in the same facility as our landfill compactors. This ensures the entire system is complemented by each component. Altering critical components can compromise our power train system that is designed for peak performance. If an off-the-shelf manufacturer's wheels are installed that do not meet our design specifications and do not balance the load over our final drives, bearing life could be reduced substantially and cause premature wear out of other components, resulting in unnecessary downtime. This situation runs contrary to the Caterpillar goal to keep our customers operating with maximum productivity, performance and compaction. This option also allows our standard axle guard system to work with the components for which it was designed.

Landfill Blades

Several blade options are available to match your spreading and dozing requirements.



Straight Blade. Is a standard attachment and an ideal blade for most waste management applications.

- Built to withstand the rigors of heavy duty dozing.
- Versatile blade for most applications.
- Trash rack design provides excellent visibility.
- Design incorporates Cat cutting edges.

U-Blade. Dozes refuse while helping to retain load.

- Capacities and widths are set to achieve increased productivity.
- Special design can spread cover material as well as doze refuse.
- Wing angles up to 25 degrees help retain the load while dozing.
- Top rack is designed to allow excellent operator visibility.
- Caterpillar cutting edges and ground engaging tools (G.E.T.) are standard.


W-Blade. Is designed to help channel waste.

- 22.5 degree blade tip deters material from sticking to the blade, especially in uphill dozing.
- Trash rack design provides excellent visibility.
- Design incorporates Cat cutting edges, cylinders and other replacement parts.

Contact Caterpillar Work Tools and Services for more information on U-blades and W-blades.

Power Train

The Caterpillar power train makes dependable performance a standard feature.



3176C Six Cylinder, Electronic Engine.

Delivers, at the rated speed of 2100 rpm, flywheel power of 179 kW (240 hp), and meets the U.S. Environmental Protection Agency Tier 2 emissions regulations and Stage II EU Emissions Directive 97/68/EC. With high horsepower and low displacement, this innovative engine provides excellent fuel economy and durability which can significantly reduce operating costs.

Torque Rise. As a result of the electronically controlled, computer actuated unit injection fuel system that provides high injection pressure and more precisely controlled fuel delivery as the engine lugs back from rated speed. This results in increased torque above the rated power during heavy loads on machine.

Advanced Diesel Engine Module (ADEM™ III) Fuel System.

Is a Caterpillar electronic control module which provides improved engine response, performance, fuel efficiency, troubleshooting diagnostics and reduced emissions. It allows integration with the electronic transmission control for maximum power train efficiency.

Turbocharger. Packs more dense air into the cylinders for more complete combustion and lower emissions improving performance and engine efficiency. These benefits are especially useful at high altitudes.

Air-to-Air Aftercooler. Reduces smoke and emissions by providing cooler inlet air for more efficient combustion. This also extends the life of the piston rings and bore.

Dual Cooling Jets. In the block spray oil on the piston skirt and cylinder bores, keeping ring temperatures low for long ring and liner life with excellent oil control.

Pistons. Are two piece articulated with forged steel crowns for excellent strength and aluminum skirts for reduced weight. Pistons are oil cooled for increased heat dissipation and longer life.

Valves. Four per cylinder allow for good air flow, enhancing fuel efficiency and heat rejection. Valves and unit injection system are camshaft-actuated for precise timing.

Crankshaft. Is steel-forged, carburized and induction-hardened for long-term durability. It is dynamically balanced for smooth operation. The crankshaft is completely regrindable, and the connecting rods can be removed through the tops of the cylinders for servicing ease.

Caterpillar Engine Oil. Is formulated to optimize engine life and performance and is strongly recommended for use in Cat diesel engines. Engine oil change interval is increased to 500 hours.

Remanufactured Parts. A large choice of factory remanufactured parts and dealer proposed repair options increase machine availability and reduce total repair costs.

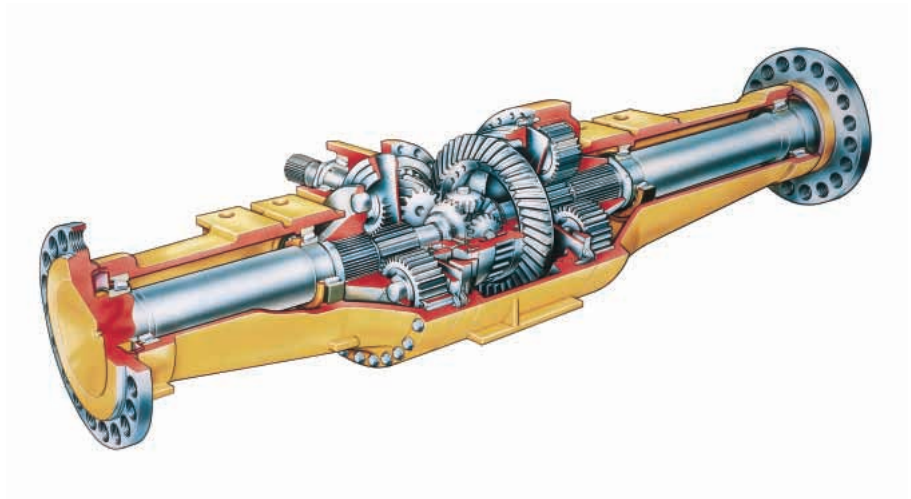
Heavy-Duty Axles and Brakes.

Are designed to last in all kinds of operating conditions. Two front axle disc brakes provide improved braking capability and better heat dissipation. Planetary final drives use free-floating, bronze sleeve bearings in the planet gears.

- Oil-disc brakes are adjustment free and fully enclosed to lock out contaminants.

Front Axle. Is rigidly mounted to the frame to support the weight of the compactor, internal torque loads and external loads applied during dozing and compacting operations.

Rear Axle. Includes a trunnion, two trunnion supports and associated bearings, allowing it to oscillate plus or minus eight degrees, ensuring four wheel ground contact for traction and stability.



Four Piece Axle. Contains two axle shaft housings – the center housing and the intermediate housing. Features and benefits of this design include:

- Inboard brakes on the front axle only are positioned immediately adjacent to the differential and operate on the low torque side of the final drive, requiring less braking force to stop the machine.

No-SPIN Front Differential. Is available to deliver maximum traction in low traction or inconsistent ground conditions.

No-SPIN Rear Differential. Is available for extreme, poor underfoot conditions and straight-line dozing.

(NOTE: Rear No-SPIN differential may reduce steering performance and increase operating costs if used in conjunction with front No-SPIN differential. Not recommended for use with optional cleaner finger attachment.)

Electronic Power Shift Transmission.

Is designed, developed and built by Caterpillar. It allows full power, speed and directional changes. Fully modulated gear shifts significantly contribute to the operator comfort and increase machine productivity as well as component life.

Electronic Clutch Pressure Control (ECPC)/Controlled Throttle Shifting (CTS).

Senses input from both the transmission and the operator controls in the cab to modulate each individual clutch through a proportional electro-hydraulic valve. This results in smoother shifts in both speed and direction. Energy is modulated into the clutches, resulting in longer clutch life.

Operator's Station

Comfort and control – a top quality operator's station will help maximize productivity.



1 Exceptional All-Around Viewing Area.

Reduces strain and fatigue, making operators more productive.

2 Caterpillar Monitoring System.

With electronic analog gauges is a highly effective and reliable warning and diagnostic system.

As a warning system, it constantly checks machine functions and tells the operator when there is a problem. Easy-to-read gauges display fuel level, temperatures for engine coolant, transmission and hydraulic oil, engine rpm and gear range. Hour meter, odometer and analog tachometer readings are also displayed.

As a diagnostic system, it identifies conditions, shows current readings and plays back maximum or highest readings registered during recent operations.

The right side panel contains a three-level warning system, providing full time monitoring of key functions. The system alerts the operator of immediate or impending problems with air inlet temperature, brake oil pressure, electrical system, low voltage, engine oil pressure, engine over-speed, fuel filter status, parking brake status, steering oil pressure and transmission filter status.

3 Quick Gear Kick Up/Down Button.

Lets the operator easily downshift or upshift to a different gear. It is a convenient way to shift that saves time and effort.

4 Ignition Key Start/Stop Switch.

Is positioned for easy machine starting and stopping.

5 12 Volt Power Supply and Cat Electronic Technician (ET) Diagnostics.

Is provided inside the cab for powering radios, telephones or a laptop computer. This is particularly useful for powering a laptop running Cat ET to access the enhanced engine and transmission control system diagnostics.

6 Steering Column. Adjusts to multiple positions. The leather-like steering wheel and transmission control provide a sure grip and comfortable feel. The horn is conveniently located in the center of the steering wheel.

7 Pilot-Operated Blade Controls.

Are conveniently located and allow for precise blade movement.

8 Contour Seat. Is designed for comfort and support. Seat cushions reduce pressure on the lower back and thighs while allowing unrestricted arm and leg movement.

- A fully adjustable air suspension seat with self-contained compressor is available as an option.

9 Built-In Storage Space. Is designed to hold cups, lunch box, insulated bottle and personal items.

10 Repositioned Vents. Throughout the cab keep fresh air flowing while improving the cab's heating, cooling, defrost and defog capability.

11 Throttle Lock. Allows an operator to set the engine speed and remove his foot from the governor (accelerator) pedal much like cruise control in an automobile. Using this feature increases productivity, fuel efficiency and improves operator comfort.

12 Decelerator Pedal. On the left acts as both a brake and an engine decelerator that overrides the engine speed selected by the throttle lock. This enables the operator to slow down when throttle lock is engaged and to return to throttle lock without pressing a button. It aids in maneuvering around trucks, tractors or any other obstacle.

13 Windshield Washers/Wipers.

With in-the-blade washer delivery system are standard features on front and rear windows. The front wiper has intermittent speed capability.

Radio Ready. Means this cab includes 12-volt converter (2-amp), speakers, antenna, all wiring and brackets for entertainment or communications radio installation.


Serviceability

If maintenance is simple and accessible, it gets done.



In addition to the servicing features built into the engine, the 816F includes:

- Hinged doors for access to battery boxes.
- Diagnostic connector to analyze electrical functions quickly.
- Ground-level access to lubrication points.
- Hydraulic pressure taps for checking hydraulic pressures.



Cat Electronic Technician (ET). Is a software program which allows the service technician to find and identify a problem on a machine and to analyze how to fix it quickly. Cat ET provides the capability to access the Electronic Control Modules from a personal computer.

The Cat Electronic Technician is used for:

- Viewing active and non-active diagnostic codes and clearing them after repair.
- Displaying the status of all parameters such as engine speed, gear engaged, control levers position, control switch position, etc.
- Performing diagnostic tests and calibrations of electro-hydraulic components.
- Viewing current configuration and changing parameter settings.
- Flashing new Caterpillar software in the Electronic Control Modules.
- Recording all parameters during machine operation.

A customer version of Cat ET is also available for your fleet of Caterpillar equipment. Contact your Caterpillar dealer for more detailed information.



Caterpillar Scheduled Oil Sampling.

S·O·SSM analysis helps ensure better performance, longer life and increased customer satisfaction. It is an extremely thorough and reliable early warning system which detects traces of metals, dirt and other contaminants in your engine, axle, transmission and hydraulic oil. It can predict potential trouble early, thus avoiding costly unscheduled failures. Your Caterpillar dealer can give you results and specific recommendations shortly after receiving your sample.

S·O·S Analysis. Each test can provide specific types of diagnostic information:

- Oil condition analysis identifies loss of lubricating properties by quantifying combustion products such as soot, sulfur, oxidation and nitrates.
- Wear analysis monitors components wear by detecting, identifying and assessing the amount and type of metal wear elements found in the oil.
- Chemical and physical tests detect the physical presence of unwanted fluids (water, fuel, antifreeze).

Complete Customer Support

When you buy a Cat machine, you also get the Caterpillar total commitment to customer support from the true landfill equipment experts...the Caterpillar dealer network.

Machine Selection. Make detailed comparisons of the machines under consideration before purchase. Cat dealers can estimate component life, preventative maintenance cost and the true cost of lost production.

Purchase. Look past initial price. Consider the financing options available as well as day-to-day operating costs. Look at dealer services that can be included in the cost of the machine to yield lower equipment owning and operating costs over the long run.

Customer Support Agreements. Cat dealers offer a variety of product support agreements and work with customers to develop a plan that best meets specific needs. These plans can cover the entire machine, including work tools, to help protect the customer's investment.

Product Support. You will find nearly all parts at our dealer parts counter. Cat dealers use a worldwide computer network to find in-stock parts to minimize downtime. Save money with genuine Cat Reman parts. You receive the same warranty and reliability as new products at cost savings of 40 to 70 percent.

Operation. Improving operating techniques can boost your profits. Your Cat dealer has training video tapes, literature and other ideas to help you increase your productivity, and Caterpillar offers Certified Operator Training classes to help maximize the return on your machine investment.



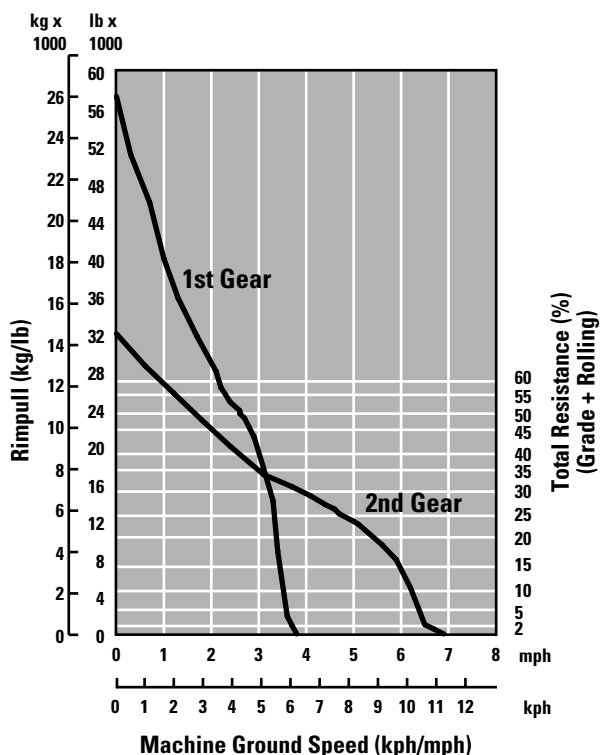
Maintenance Services. More equipment buyers are planning for effective maintenance before buying equipment. Choose from your dealer's wide range of maintenance services at the time you purchase your machine. Repair option programs guarantee the cost of repairs up front. Diagnostic programs such as S-O-S and Coolant Sampling and Technical Analysis help you avoid unscheduled repairs.

Replacement. Repair, rebuild or replace? Your Cat dealer can help you evaluate the cost involved so you can make the right choice.

Engine

Engine Model	Cat 3176C ATAAC	
Gross Power	190 kW	254 hp
Flywheel Power	179 kW	240 hp
Net Power ISO 3046-2	179 kW	240 hp
Net Power ISO 9249	179 kW	240 hp
EEC 80/1269	179 kW	240 hp
DIN 70020	245 PS	
Net Power ISO 1585	179 kW	240 hp
Torque Rise	45%	
Bore	125 mm	4.9 in
Stroke	140 mm	5.5 in
Displacement	10.3 L	628.5 in ³

- Engine meets U.S. Environmental Protection Agency Tier 2 emissions regulations and Stage II EU Directive 97/68/EC.
- Engine power ratings apply at 2100 rpm when tested under the specific standard conditions for the specified standard.
- Power rating conditions based on standard air conditions of 25° C (77° F) and 100 kPa (29.6 Hg) dry barometer, using 25° API gravity fuel having an LHV of 42 780 kJ/kg (18,390 Btu/lb) when used at 29° C (85° F) [reference a fuel density of 828.9 g/L (7.001 lb/gal)].
- Net power advertised is the power available when the engine is equipped with alternator, fan, air cleaner, water pump and muffler.
- No derating required up to 2286 m (7500 ft) altitude.
- Torque rise at 1400 rpm.



Transmission

Forward 1	5.6 kph	3.5 mph
Forward 2	9.6 kph	5.9 mph
Reverse 1	6.4 kph	3.9 mph
Reverse 2	10.6 kph	6.6 mph

Hydraulic System

Vane Pump Output at 2015 RPM and 6900 kPa (1000 psi)	112 L/min	29.6 gal/min
Relief Valve Setting	15 500 kPa	2248 psi
Lift Cylinder Bore x Stroke	120.5 mm x 913.9 mm 4.7 in x 36 in	

Axles

Front	Fixed
Oscillating Rear	Oscillating ±8°

Brakes

Standards	Meet OSHA regulations
-----------	-----------------------

Wheels – Plus Tip Teeth with Abrasion Resistant Material (ARM)

Drum Width	1016 mm	3.33 ft
Drum Diameter	1300 mm	4.25 ft
Tips per Wheel	20	

Wheels – Chevron-Pattern, Chopper Blades

Drum Width	1016 mm	3.33 ft
Drum Diameter	1300 mm	4.25 ft
Blades per Wheel	20	

- Other wheel options available through customizing.

Straight Blade

Width Over End Bits	3657 mm	11.9 ft
Moldboard Length	3556 mm	11.67 ft
Height	1914 mm	6.27 ft

Service Refill Capacities

Fuel Tank	446 L	117.8 gal
Cooling System	55 L	14.5 gal
Crankcase	34 L	9 gal
Transmission	50 L	13.2 gal
Differentials and Final Drives – Front	43 L	11.4 gal
Differentials and Final Drives – Rear	42 L	11.1 gal
Hydraulic System (including Tank)	137 L	36.2 gal
Hydraulic Tank	88 L	23.2 gal

Weights

Operating Weight	23 748 kg	52,364 lb
------------------	-----------	-----------

- Machine configured with heaviest options, 80 kg (176 lb) operator and full fuel tank.

Cab

ROPS/FOPS	Meets SAE and ISO standard
-----------	----------------------------

- Caterpillar cab and Rollover Protective Structure/Falling Object Protective Structure (ROPS/FOPS) are standard in North America, Europe and Japan.
- Standard air conditioning system contains R134a refrigerant.
- ROPS meets SAE J394, SAE 1040 APR88 and ISO 3471-1986 standards.
- FOPS meets SAE J231 JAN81 and ISO 3449-194 standards.

Sound Performance

Standards	Meet required standards
-----------	-------------------------

- The operator sound exposure Leq (equivalent sound pressure level) measured according to the work cycle procedures specified in ANSI/SAE J1166 OCT98 is 79 dB(A), for the cab offered by Caterpillar, when properly installed, maintained and tested with the doors and windows closed.
- Hearing protection may be needed when operating with an open operator station and cab (when not properly maintained or doors/windows open) for extended periods or in noisy environment.
- The exterior sound pressure level for the standard machine measured at a distance of 15 m (49.2 ft) according to the test procedures specified in SAE J88 JUN 86 mid-gear-moving operation is 78 dB(A).
- The sound power level for the following configurations when measured according to the static test procedure and conditions specified in ISO 6393:1988 are:
 - Standard Configuration 110 dB(A)
 - Optional Sound Suppression 109 dB(A)

Operating Specifications

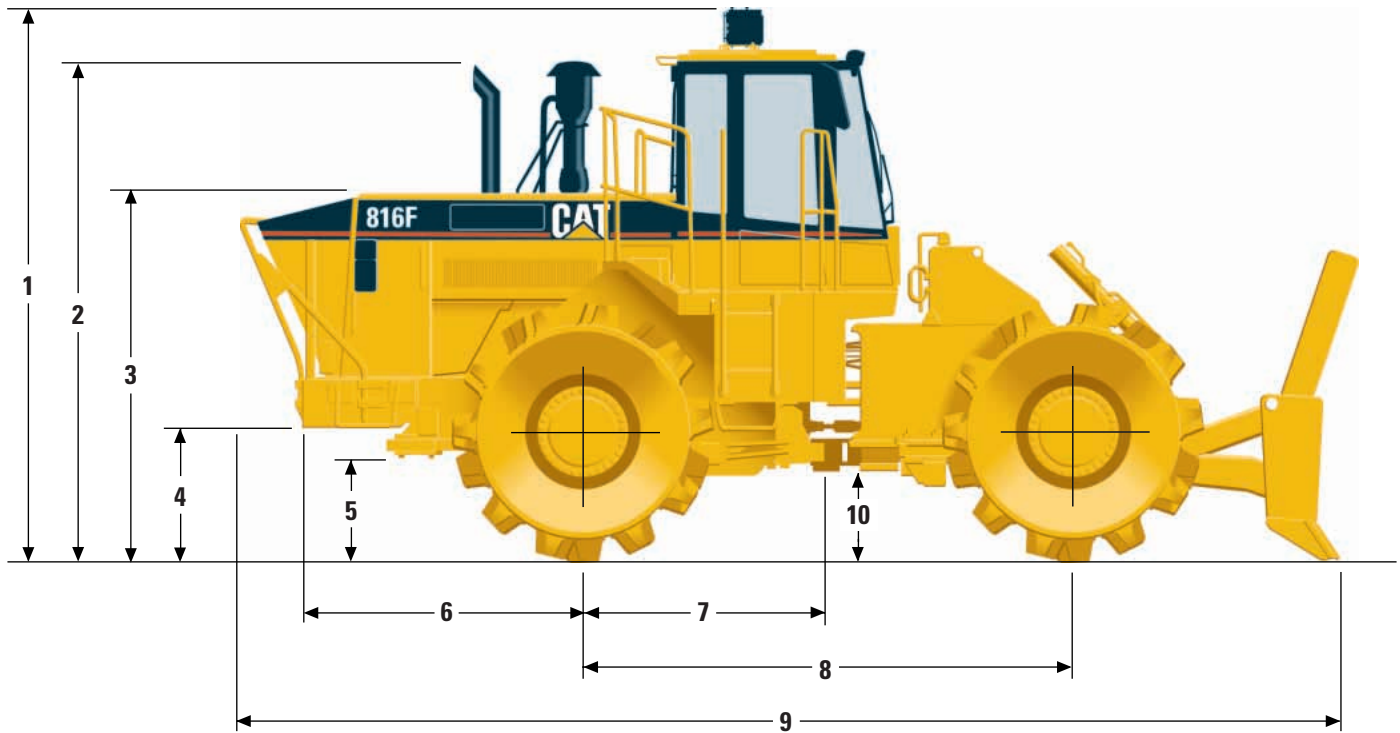
Ground Clearance	456 mm	1.49 ft
------------------	--------	---------

Dimensions

Width over Wheels	3338 mm	10.95 ft
Width over Endbits (Blade)	3657 mm	11.99 ft
Turning Radius – Inside Wheels	3018 mm	9.9 ft
Turning Radius – Outside End Bits	7226 mm	23.7 ft
Blade Width Straight	3556 mm	11.67 ft
Drum Width	1016 mm	3.33 ft

Dimensions

All dimensions are approximate.



1	Height to Top of Cab with A/C	3801 mm	12.47 ft
2	Height to Top of Exhaust Pipe	3462 mm	11.36 ft
3	Height to Top of Hood	2489 mm	8.16 ft
4	Ground Clearance to Bumper	804 mm	2.64 ft
5	Ground Clearance to Striker Bars	650 mm	2.13 ft

6	Center Line of Rear Axle to Edge of Bumper	1896 mm	6.22 ft
7	Center Line of Rear Axle to Hitch	1675 mm	5.5 ft
8	Wheelbase	3350 mm	10.9 ft
9	Length with Blade on Ground	7854 mm	25.76 ft
10	Ground Clearance	456 mm	1.49 ft

Standard Equipment

Standard and optional equipment may vary. Consult your Caterpillar dealer for specifics.

ELECTRICAL

- Alarm, back-up
- Alternator (70 amp)
- Batteries, maintenance-free
- Diagnostic connector
- Lighting system, halogen (front, rear and cab-mounted)
- Starting and charging system (24 volt)
- Starting receptacle for emergency starts

GUARDS

- Axle guards (front and rear)
- Guards (drive shaft, hinged crankcase, hydraulic tank, power train and steering cylinder)

OPERATOR ENVIRONMENT

- Air conditioner, roof mounted
- Blade control system locks
- Cab, pressurized and sound suppressed (ROPS/FOPS)
includes antenna, speakers and converter (12 volt, 5 amp)
- Coat hook
- Cigar lighter and ashtray
- Caterpillar Monitoring System
 - Instrumentation, Gauges:
 - Engine coolant temperature
 - Fuel level
 - Hydraulic oil temperature
 - Transmission oil temperature
 - Speedometer/Tachometer
 - Digital gear range indicator
 - Instrumentation, Warning Indicators
 - Air inlet temperature
 - Brake oil pressure
 - Electrical system, low voltage
 - Engine oil pressure
 - Engine over-speed
 - Fuel filter status
 - Parking brake status
 - Steering oil pressure
 - Transmission filter status
- Dome light (cab)
- Heater and defroster
- Horn, electric (steering wheel mounted)
- Hydraulic steering
- Lunchbox and beverage holders
- Mirrors, rearview (internally-mounted)
- Seat, KAB mechanical suspension (adjustable)
- Seatbelt, retractable, 76 mm (3 in) wide
- Wet-arm wipers/washers (front and rear)
- Intermittent front wiper

POWER TRAIN

- Brakes (service, parking and secondary)
- Engine, Cat 3176C ATAAC
- Engine cooling fan (suction)
- Fuel priming pump, electric
- Muffler
- Radiator, Advanced Modular Cooling System (AMOCS)
- Starting aid (ether)
- Transmission, powershift (2 forward/2 reverse speeds)
 - Electronic Clutch Pressure Control (ECPC)
- Torque converter

OTHER STANDARD EQUIPMENT

- Caterpillar O-ring face seals/couplings
- XT hoses
- Coolers
 - Engine oil, hydraulic oil and transmission oil
- Doors, service access (locking)
- Hinged condenser core
- Hitch, drawbar with pin
- Striker bars (all wheels)
- Vandalism protection caplocks
- Wheels (1016 mm/40 in) with long life weld-on Plus Tips with ARM and rim extensions

BULLDOZERS

Bulldozer blade, hydraulics and linkage are not included in standard equipment.

ANTIFREEZE

Premixed 50 percent concentration of Extended Life Coolant with freeze protection to -34°C (-29°F)

Optional Equipment (with approximate change in operating weight)

	kg	lb		kg	lb
Blades			Seat, air suspension	32	71
Straight	2246	4952	Differential, No-SPIN front	2	4
Contact Caterpillar Work Tools and Services for U or W blades or any additional blade options			Differential, No-SPIN rear	2	4
Engine coolant heater	2	4	Striker bars w/cleaner fingers	372	820
Front windows guard	24	53	Sound suppression	52	114
Mirrors, outside mounted	28	62	Adapter, fast fill fuel (Wiggins)	3	6
Mirror, internal (panoramic)	5	11	Various wheel options		
			Contact your dealer or see price list for all options and weights.		

Notes

816F Landfill Compactor

AEHQ5487-03 (2-03)
Replaces AEHQ5487-02

For more complete information on Cat products, dealer services,
and industry solutions, visit us on the web at www.CAT.com

© 2003 Caterpillar
Printed in U.S.A.

Materials and specifications are subject to change without notice.
Featured machines in photos may include additional equipment.
See your Caterpillar dealer for available options.

CATERPILLAR[®]